

Championing Special Educators: Strategies for Recruitment & Retention in Educator Preparation

Session 3 – Clinical Practice Experiences

Check-In Question: What do you think are the biggest reasons why candidates leave programs or finish programs and don't take teaching jobs?



Introductions



Weadé James, Ph.D.
Vice President, Organizational
Advancement
AACTE



Brooke Evans, M.A.
Assistant Director,
Research & Practice
AACTE



Sarah Haynes
Engagement Specialist,
AIR/CEEDAR

Championing Special Educators: Scope and Sequence

Tues, Oct. 31, 3-4 pm ET	Multiple Pathways Into the Profession
Thurs, Nov. 30, 3-4 pm ET	Making a Special Education Degree Affordable
Tues, Jan. 23, 3-4 pm ET	Clinical Practice Experiences
Thurs, Mar. 28, 3-4 pm ET	Special Education Candidate Wellness
Thurs, Apr. 25, 3-4 pm ET	Benefits of Special Education NIC
Thurs, May 2, 3-4 pm ET	Championing Special Education Through Advocacy



Resource Overview

- [Education Commission of the States: Clinical Experience Policy Brief](#)
- [EdPrepLab Clinical Practice Resources](#)
- [Ed-Fi Alliance Resources](#)
- [Mursion: Virtual Reality Training Simulations for Teachers and Educators](#)
- [AACTE Clinical Practice Commission](#)
- [AACTE Clinical Preparation Videos](#)

Exemplar



Michael J. Kennedy, Ph.D.
Professor, Special Education
University of Virginia
Co-Editor, *Journal of Special
Education Technology*



Rachel L. Kunemund, Ph.D.
Research Assistant Professor
University of Virginia
School of Education and Human
Development

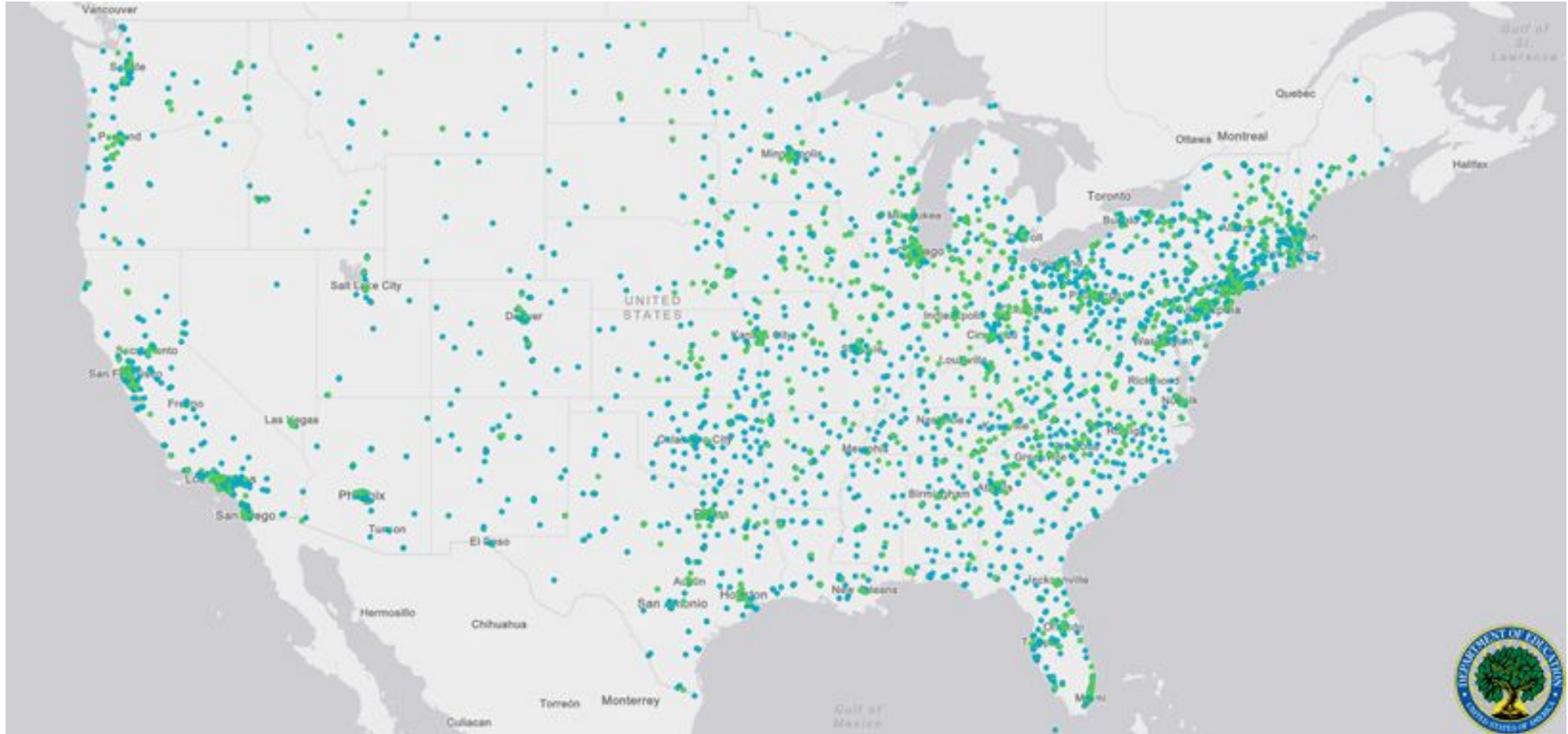


Michael J. Kennedy, Ph.D.
Rachel Kunemund, Ph.D.
Olivia Coleman, Ph.D.



• This content was produced under U.S. Department of Education, Office of Special Education Programs, Award No. H327S190004. Carlene Reid, Ed.D. serves as the project officer. The views expressed herein do not necessarily represent the positions or policies of the U.S. Department of Education. No official endorsement by the U.S. Department of Education of any product, commodity, service, or enterprise mentioned in this website is intended or should be inferred.

If we surveyed methods used for observing and giving feedback to teacher candidates in TED programs across all 50 states, we'd find enormous variability in methods/tools used (quality too)



Access COACHED



<https://coached-20.azurewebsites.net>





COACHED

- **Coaching Tools**



- CT Scan Observational Instrument
- Interactive Feedback Form
- Reflection Matrix





Set new practice

Add Vocab Term or Topic: prediction Add

CT Scan

Student actions: Answering Qs Group Size: Whole group Co-teaching
1-teach/1-observe

- Adapted Text
- Diagram/Graphic Organizer
- Movie
- Object/Manipulative
- Picture/CPU

Send Type new note here

Send Notes on specific efforts made by teacher to use or make practice(s) culturally responsive

- Deep Q OTR (1)
- Q OTR (2)
- OTR (1)
- OTR (1)
- FB Behav Specific (1)
- Generic FB (2)

- Prompt
- Behavior
- Error
- Student
- # Student
- Custom
- Custom

- Low-inference observation tool
- Document discrete moves
- Real time data
- Used online
- Best on laptop or tablet

Focus on specific practices being used



Live Demonstration

COACHED
Michael Kennedy

 Dashboard

 Observations

 Export Data to Excel

 My Account

Dashboard

Michael Kennedy (mjk3p@virginia.edu)

 Begin Observation

 Upload Video

 Observation Feedback Needing Review (269)

Account Level

Institution Administrator

School Role

University Faculty or Staff

Institution Name

University of Virginia-Main Campus



SCAN ME

Exemplar




Jennifer A. Sears, Ph.D.
Assistant Professor
Technology Professional Development Faculty Fellow
Master Faculty Advisor
University of North Georgia



Innovative Usage of Technology

University of North Georgia

Jennifer Sears



Agenda

The agenda items are presented in a sequence of four boxes, each consisting of a red rounded rectangle behind a light gray rounded rectangle. The text is centered in white. The items are: 'Background of UNG', 'Problem of Practice', 'Solutions', and 'Questions'.

Background
of UNG

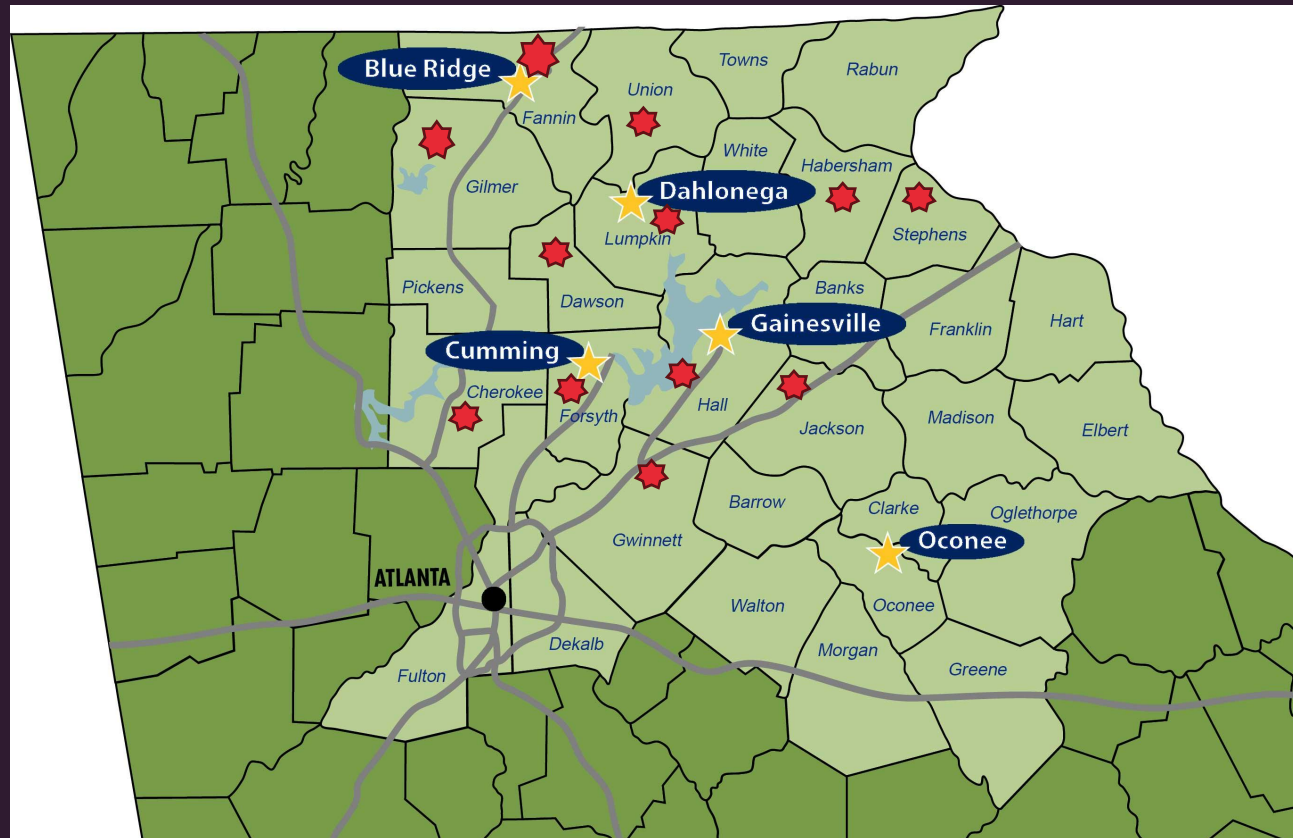
Problem of
Practice

Solutions

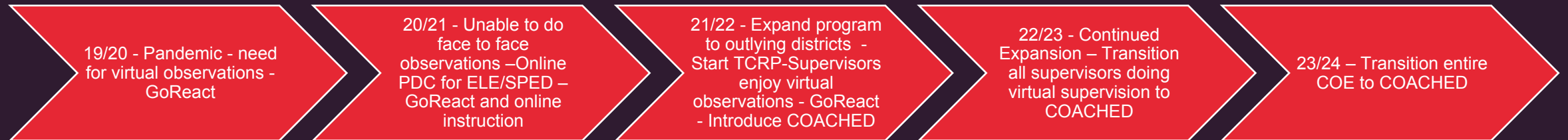
Questions

University of North Georgia

- College of Education
- ELE/SPED – appx 400
- MG/SSE – appx 150
- MAT/Post Bac – appx 45



Timeline





Needs

Supporting students in multiple counties

Flip to Online Learning

Introducing new technology to faculty/supervisors/students



Training

Solutions

Use of COACHED

Nearpod, Google Notebooks, EdPuzzle

Virtual Reality – purchase of VR Goggles

Mixed Reality - Mursion (UWGLive)

New Role – Technological Professional
Development Faculty Coordinator



COACH ED

CAPTURING OBSERVATIONS AND COLLABORATIVELY SHARING EDUCATIONAL DATA

Michael J. Kennedy, Ph.D.
Rachel Kunemund, Ph.D.
Olivia Coleman, Ph.D.



• This content was produced under U.S. Department of Education, Office of Special Education Programs, Award No. H3275190004. Carlene Reist, Ed.D. serves as the project officer. The views expressed herein do not necessarily represent the positions or policies of the U.S. Department of Education. No official endorsement by the U.S. Department of Education of any product, commodity, service, or enterprise mentioned in this website is intended or should be inferred.

Implementation


Supervisor Training

- Fall 2023
- Face to Face
- Virtual
- Ongoing support



Student Training

- Fall 2023
- ELE/SPED - during debriefing
- MG/SSE - in class
- Virtual
- Ongoing Support



Step by step videos

- Created for supervisors and students
- YouTube



Feedback and Usage after 1st Semester

Appx 10 Supervisors using it exclusively

Appx 80 Students using it exclusively

Primarily virtual

Ongoing support

Students - Positive Feedback

Supervisors – Mixed – dependent upon ease of usage and connectivity at times

Moving forward

Additional PD
for Supervisors
and Students

Offer of 1:1 PD

Working with
departments
on common
goals

Other Innovative Technology

Virtual Reality in
Science Education
Courses

Mixed Reality to
teach FBA
strategies

Online FBA and
BIP Notebooks

Mixed Reality to
practice
interviewing skills,
parent/teacher
conferences,
co-teacher
relationships

ANY
QUESTIONS?



Contact Information

- Jennifer Sears, PhD
- University of North Georgia
- Jennifer.sears@ung.edu



Breakout Groups

- What innovative strategies are you using in clinical placements?
- How has your EPP been working to retain candidates while they are in your programs or after?
- How does your EPP stay connected with candidates after they leave?



Closing & Next Steps




- Please take our end-of-session survey
- Join us at the 2024 AACTE Conference
 - February 16th to 18th
- Next meeting
 - March 28th, 3-4pm ET

The background features a collection of stylized hands in various shades of blue and purple. Some hands are clapping, with short lines radiating from them to indicate motion. Other hands are giving a thumbs-up gesture. The hands are arranged around a central white rectangular box with a thin black border.

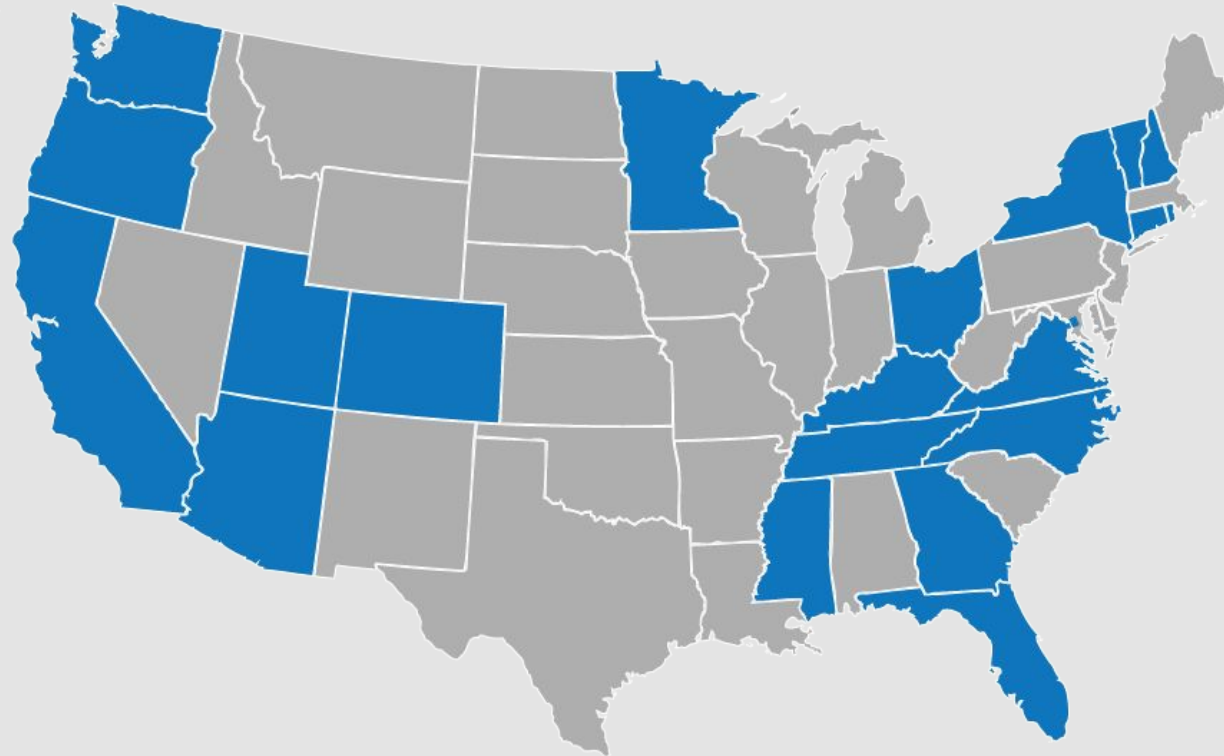
Thank You

Disclaimer



This content was produced under U.S. Department of Education, Office of Special Education Programs, Award No. H325A220002. David Guardino serves as the project officer. The views expressed herein do not necessarily represent the positions or policies of the U.S. Department of Education. No official endorsement by the U.S. Department of Education of any product, commodity, service, or enterprise mentioned in this website is intended or should be inferred.

CEEDAR States



CEEDAR Overview

- National Technical Assistance Center
- Provides assistance to collaborating teams of state departments of education, institutes of higher education, and local education agencies to ensure effective teachers and leaders for each student.
- Currently partnering with 19 states
- Resources available at CEEDAR.ORG

Our Mission

To support students with disabilities (SWDs) in achieving college- and career-ready standards by building the capacity of state personnel preparation systems to prepare teachers and leaders to implement evidence-based practices (EBPs) within multi-tiered systems of support (MTSS).



Sample Photos



*Feel free to use these images anywhere throughout the presentation