

Educator Preparation 2018: Risks and Opportunities

Lynn M. Gangone, President & CEO, AACTE

@LynnMGangone

Jane West, TED Consultant

@janewestdc

A Quick Trip with 5 Stops

- Election results and political/policy impact
- ESSA Implementation: Shortages, low enrollment, equitable distribution
- Lack of diversity in the workforce
- Reauthorization of the Higher Education Act
- Appropriations

Elections Matter: What Was at Stake?

- House of Representatives: All 435 Seats: 235 GOP, 193 Dems, 7 vacancies; 23 Seats needed to flip for D's to take House
- Senate: 35 seats up: 26 D's or I, 9 R's; 2 Seats needed to flip for D's
- Governors: 36 up: 9 D's & 26 R's
- State Legislatures: 87 of 99 state legislatures with elections: 6070 seats up
- NOTE: More women, people of color, LBGTQ people running than ever before (410 House, Senate, Gov candidates)

The Results!

- House:

- Senate:

- Governors:

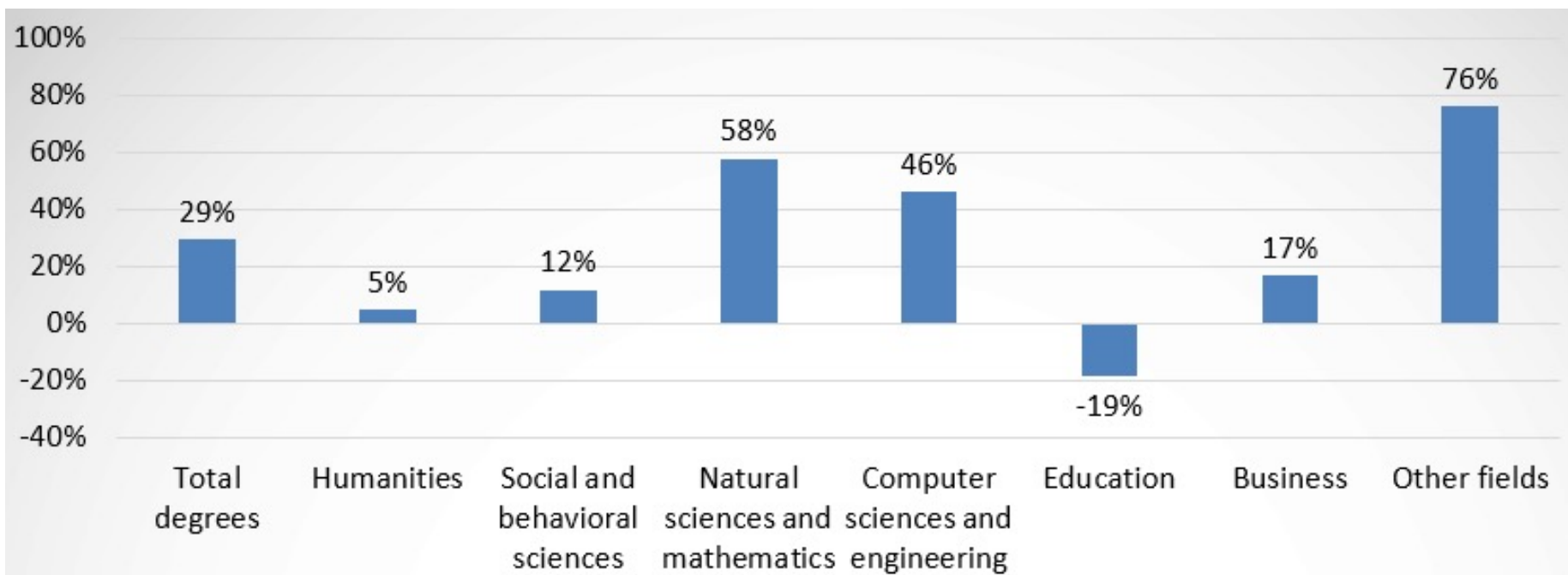
ESSA Implementation

- State certification for teachers RULES
- States defines: inexperienced, ineffective, out of field teachers
- Equitable distribution required?
- Teaching academies?
- Principal set- asides?
- States choose: Alternate routes/residencies

Teacher Shortages

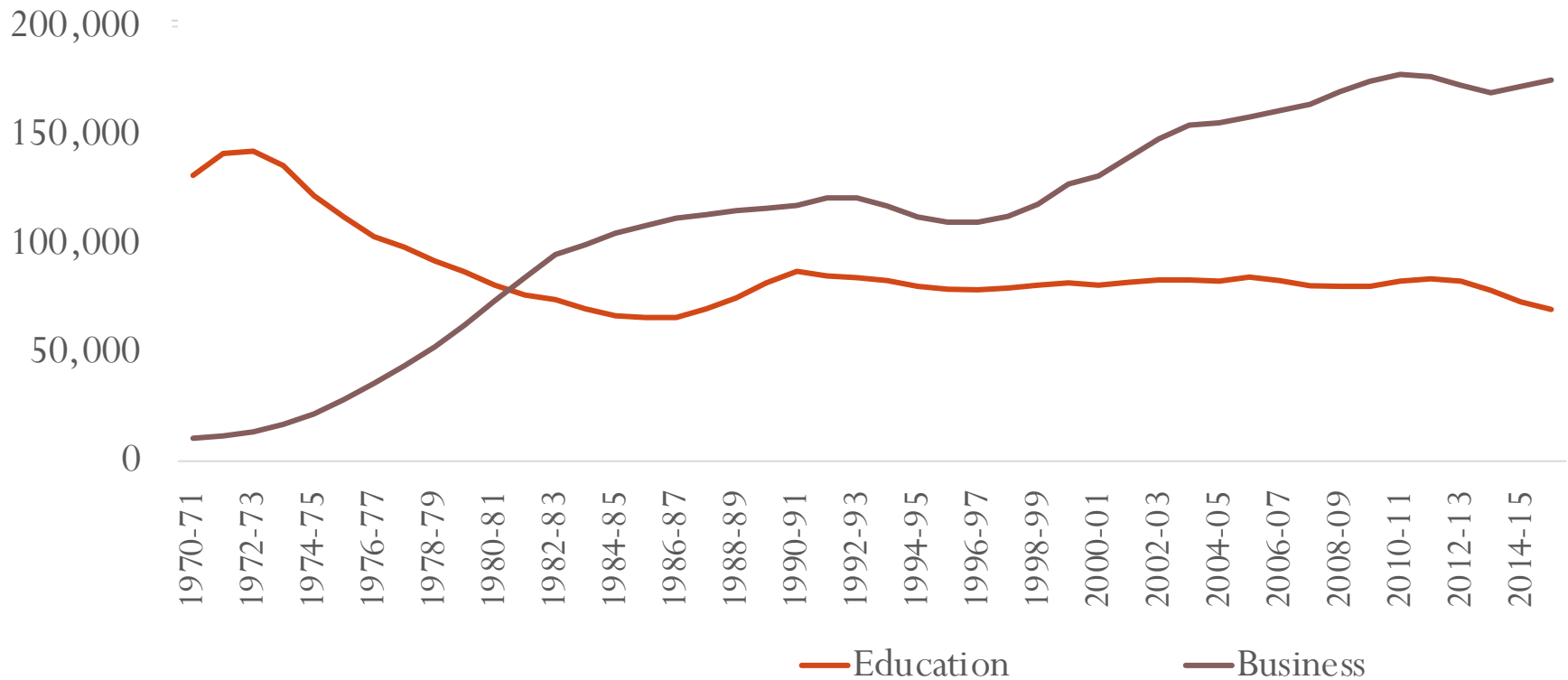
- 2015-16 national teacher shortage of 60,000; could be rising to 112,000 by end of the year
- Special ed field w/ greatest shortage w/ 48 states reporting it; others STEM, foreign languages, EL
- 90% high poverty schools experienced teacher shortage

10-Year Trend in Bachelor's Degree by Field



Changing Career Options For Women

BA'S CONFERRED IN EDUCATION AND BUSINESS



Workforce Mismatch w/Production

High-Need Fields	Teacher Preparation Program Completers	Master's Degree Completers
Bilingual Education and English Language Acquisition	4%	5%
Foreign Language	2%	1%
Math	4%	3%
Reading	1%	9%
Science	4%	2%
Special Education	9%	27%

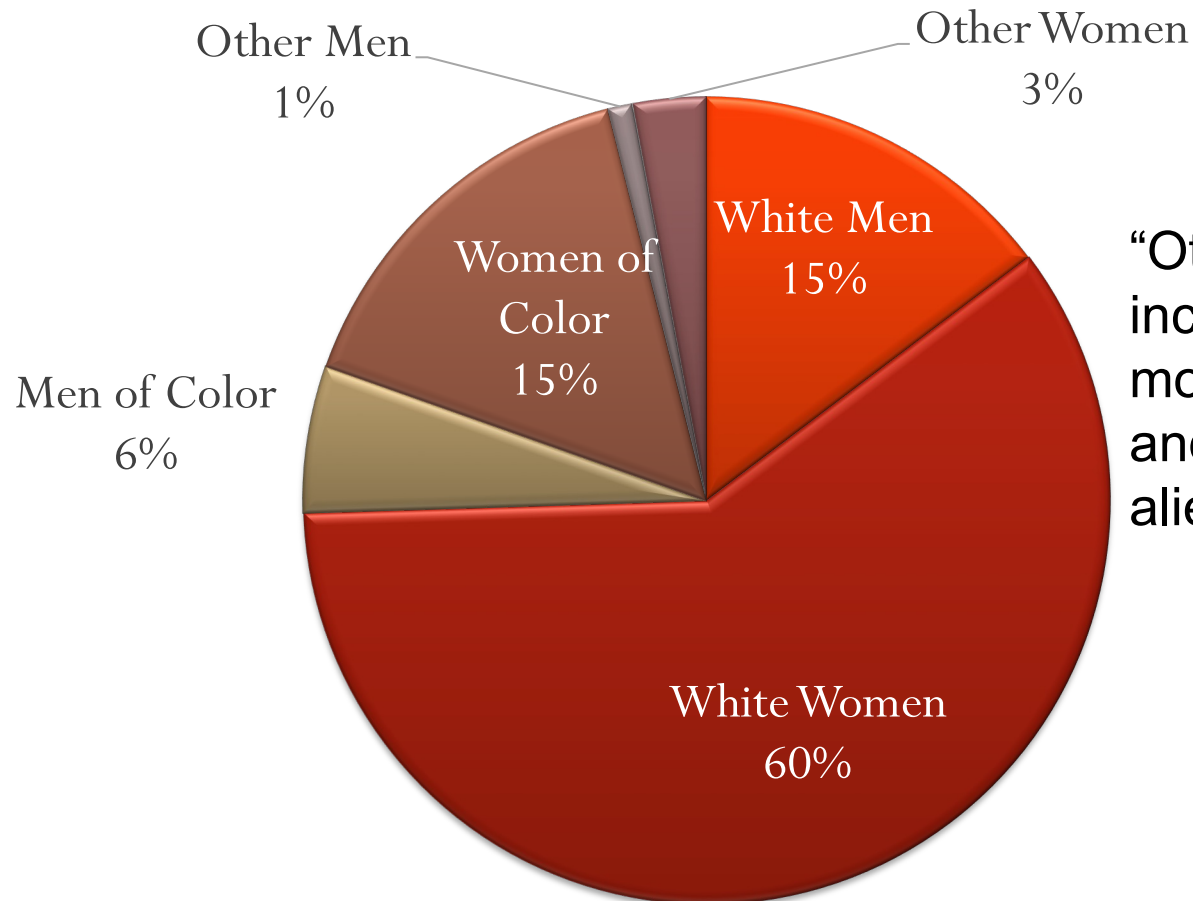
Diversity....

Undergraduate Students

- 76% of those enrolled in teacher preparation programs are women
- Only 25% of those earning undergraduate degrees in education are people of color yet 52% of the public school population are students of color
- Alternative programs for teacher education have a slightly higher proportion of people of color

Diversity...

EDUCATION BACHELOR'S DEGREE RECIPIENTS



“Other” category includes students of more than one race and nonresident aliens.

Reauthorization of the Higher Education Act

- PROSPER Act: Eliminates Title II, TEACH grants, loan forgiveness
- Sen. Jack Reed (D-RI): Educator Preparation Reform Act
- Sen. Cory Booker (D-NJ): STRIVE Act
- Sen. Tim Kaine (D-VA): PREP Act
- Rep. Bobby Scott (D-VA): Aim Higher Act

FY2019 Funding Levels

Program	Current funding level FY 2018	FY 2019 funding level agreed upon in conference
Title I ESSA	\$15.76 billion	\$15.86 billion
Title II – ESSA	\$2.056 billion	\$2.056 billion
Title IV – A	\$1.1 billion	\$1.17 billion
IDEA Part B State Grants	\$12.003 billion	\$12.364 billion
IDEA Personnel Preparation	\$84 million	\$87 million
Higher Ed program for students with intellectual disabilities	\$12 million	\$12 million
Teacher Quality Partnership Grants	\$43 million	\$43 million
Research in Special Education	\$56 million	\$56 million
Office for Civil Rights	\$117 million	\$125 million

Appropriations

- No Budget Deal in play
- Budget Control Act rules: for FY '20--
\$55B cut in Non Defense Discretionary
- Pres. Trump floating 5% cut in every
federal agency

And Remember

If you're not at the
table.....

You're probably on the
menu!